

Traveling with the

# Rim Country Classic Auto Club

Payson Arizona

RIM COUNTRY CLASSIC AUTO CLUB NEWSLETTER AUGUST 2017



THE RIM COUNTRY CLASSIC AUTO CLUB IS A NON-PROFIT ORGANIZATION FOR THE PURPOSE OF:

- ◆ Providing social, educational and recreational activities for its membership.
- ◆ Participating in and supporting civic activities for the betterment of the community.
- ◆ Encouraging and promoting the preservation and restoration of classic motor vehicles.
- ◆ Providing organized activities involving the driving and showing of member's cars.

## Join Us!

RCCAC meets at 6:30p.m. on the first Wednesday of the month at Tiny's Restaurant, 600 E. Hwy. 260 in Payson

## RCCAC President Mary Cailey



The 2 guys from "Payson Tire", CJ and Mike, were our speakers for the

July monthly meeting. They were a big hit. For those of you who were not at the meeting they focused on tire pressure sensors that come on all the new cars. They were asked a lot of questions from the members and they answered each one in terms we could all understand. We'll be having one more speaker in the 4<sup>th</sup> quarter, either in October or November, anyone have an idea who we could get? Let's keep it car-related.

We are a car club but I would say we place more emphasis on us as a social club. We sure have more people turn out for our lunch/dinner cruises, our 'show n shines', and BBQs than we do for many of our meetings, club-sponsored events, or members helping in these events. It also seems that the same members will always show up to help or volunteer leaving 3/4 of the membership not helping in anything. I guess this is true of any organization but is there a way to get more of you involved behind the scenes?



Trivia Question page is different this month. Questions are taken from the AZ DMV drivers test book.

Questions and Answers on page #6



## 2017 RCCAC PIT CREW

President	Mary Cailey	928-474-3560
	marycailey@yahoo.com	
V.P.	Paul Jones	928-474-4420
	paul.jones489@yahoo.com	
Secretary	Steve Fowler	928-478-6676
& Web Master	fowlerauto@suddenlink.net	
Treasurer	Tina Dychkowski	920-216-0830
	tinagak@yahoo.com	
Activities	Sandi Gunderson	928-476-2168
	a57chevyman@q.com	
Director	Carl Curtis	928-468-8018
	ccsewnski@npgcable.com	
Director	Darrel Wallace	480-390-6270
	dswallace@gmail.com	
Director	Butch Tucker	480-694-1229
	butchr51@hotmail.com	

Car Show Director for 2018

W.O.W Coordinator	Sue Hedman	928-476-3060
	thundermtn@live.com	
Movie Coordinator	Martha White	928-300-3870
	msanders.white@gmail.com	
Newsletter	Margie Fowler	928-478-6676
	margiefowler@suddenlink.net	



# FROM THE GLOVEBOX



## UP COMING ACTIVITIES

### AUGUST AT A GLANCE

- 2nd Membership meeting 6:30pm
- 2, 9, 16, 23, 30 - **DQ** 12 noon - for all.
- 19th Rodeo Parade 8:am line-up
- 19th Home Depot Car Show 10:am
- ?? Garage Tour
- 23rd Distribution of Charity funds
- 26th Root Beer Float Bash 5:PM

### Coming in September

**16th**— Christopher Creek Days Car Show  
Registration included in this e-mail

**16th**— 10 cars needed for a Open House of Chris Smith Insurance on Main St. The Over the Hill Gang will also have 10 cars there. Serving hot dogs and pop corn. Give Sandi a call if you want to attend.

?? Road Rally Scavenger Hunt



The Movie this month will be the first Saturday August 5th  
**"Dunkirk"**

10:AM come a bit earlier to get a good seat. Invite a friend or two.

*Dunkirk will be gone by the 2nd & 3rd Saturday.*

**Make sure your e-mail is up to date!**

\$7.00 gets you the movie, a small drink and a small popcorn.

**See you at the Movies!**



### Distribution of Charity Funds

Wednesday August 23rd 11:am

At the South end of the Library parking lot.

Join us and support our club and charity recipients.

We will go to Dairy Queen after for Lunch



A date for this event has not been set in stone as of yet. Looking at as a possible date August 17th Thursday. An e-mail will be going out to

let you know when and where to meet. Don't Miss it! We will be ending our tour at Bob & Marilyn Bennett's garage with a Hamburger cook-out to follow.

**Rodeo Parade** Sat. August 19th  
Line-up is at 8:AM Parade starts at 9:  
Call Mary Cailey if you are willing be in the parade. They need a minimum of 4 convertibles. Then off to



Join us at the Movies  
August 5th 10:AM



*Steve & Margie Fowler are Hosting a Root Beer Float Bash*

*Sugar Free Root Beer & Ice-Cream Available*

**August 26th 5:PM**

*with Dinner*

*"Chicago Style" Hot Dogs.*

*Bring your favorite Mug or Stein to be judged. 3 Prizes to be awarded!*

**469 West Round Valley Rd.**  
*Off Gibson Ranch Road  
2 miles south of the Casino on the 87*



and



Team up to bring you our  
**2017 Service Event and Car Show**  
August 19th

Come enjoy a day with free food, cool cars and service providers from the Home Depot.



Join us at the Home Depot –  
2000 N Beeline Hwy – Payson, AZ 85541  
From 10:00 a.m. – 2:00 p.m.



# August

## BIRTHDAY WISHES

- 2— DeLores Duble
- 2— Laurel Grider
- 5— Barbara Bennett
- 6— Dan Kealey
- 18— Mike Cook
- 22— Char Hedstrom



# News from the Backseat



## CONGRATULATIONS

DJ Wells  
July's  
50/50 Winner

## Pizza in Pine CRUISE



10 Payson classics cruised to Pine, meeting up with the rest of the Rim members. A total of 18 cars & 35 members enjoyed this pizza cruise.



## Snow Flake Pioneer Day Car Show

With the threat of rain in July it is always a gamble to see if the rain comes before the end of the show or not. This year was no exception. For 5 brave member families and their cars it was a close race. The Caileys, Fowlers and Willis families left just as the awards were being handed out. For Kealey & Zaremba, we don't know if they stayed or not. It is a good show with about 80 classics and 20 big rigs all shined up and ready to be viewed by all. The ladies had a great time shopping at all the wonderful and varied vendor spots.

We even tried deep fried S'mores. YUM! Sorry you missed it!



## Collector Car Appreciation Day July 14th 2017



Is an annual celebration to raise awareness of the role automotive restoration and collection plays in American society. The day was first recognized on July 9, 2010 due, in part, to U.S. Senate resolution S. Res 513, sponsored by Senators Jon Tester (D-MT) and Richard Burr (R-NC).

Hundreds of events were staged nationwide to celebrate the first CCAD. Thousands attended events ranging from car cruises and shows to small-business open houses and "drive your car to work" displays. The effort was organized by the Specialty Equipment Market Association (SEMA) and its Automotive Restoration Market Organization (ARMO) and Hot Rod Industry Alliance (HRIA) Councils, acknowledged the importance of the automobile in American culture as the inspiration for much music, literature, photography, cinema, fashion and other artistic pursuits.

A small group of RCCAC members from the RCCAC club and guests met up in cool Pine for lunch at "THAT Brewery". Rain visited us and tops were quickly put up. Good food and company was had for this motoring group celebrating Collector Car Appreciation Day.





# IN THE HEADLIGHTS



## Steve Fowlers 1953 Studebaker Truck

We had made a trip to Nor-Cal to do a few car shows with our newly done Metropolitan.

At our first show a gal from Utah fell in love with the car and



wanted it. **SOLD!** With the stipulation that it would be delivered after we had done the other shows we had signed up for. Our friend Ed had been looking for an old truck, and we were on our way to deliver the Met to Utah and stayed with Ed and his wife. We hoped to go check out the truck, but the owner was working and couldn't get with us. Ed moved on to other prospects, but I was still intrigued by this Stude truck. It looked like a good buy.

After delivering the Met, while heading for home, my wife Margie asked if I was really interested in the Stude, as we had time and money. We contacted our son in Las Vegas and he got me an airline ticket for the next day to Sacramento. I flew there, Ed and I checked out the truck.



I bought it and drove it to Vegas, then trailered it home from there. It had a Camaro front suspension and rear axle, a 350 Chevy engine and TH350 trans, a beautiful 3 inch exhaust system but no mufflers, a mess of an

electrical system, and a mediocre paint job over a fair amount of past body work. I later found that the bondo hid a lot of rust, and wound up replacing a large percentage of the sheet metal from another donor truck found in So-Cal.

We had several projects in the works, so the Stude sat for more than a year before I got to it. The engine was okay, but I acquired one that was fairly fresh with hi-po internals and installed it. Tranny was left alone other than resealing externally. Front suspension needed some attention, as did the brakes. Rebuilt the rear shackles, took out an overload leaf, and replaced shocks all the way around. While swapping cabs and beds, the chassis was cleaned and detailed. As mentioned, while stripping down the body, a lot of bad repairs and underlying rust was found, and it proved cheaper to buy another partial truck that was a failed project and use that cab and bed.

Margie doesn't care for the stock grille design, so I ended up grafting in a grille from a 58 Rambler that we both agreed on. That and a custom lighted tailgate were the only body mods.



I used a front bumper from a late 80's Chevy truck and a rear bumper from a Chevy Citation, and fabbed some custom tail lights. Basecoat/clear coat two-tone paint was applied and buffed out.

Inside the cab, lots of changes were made. Steering column was swapped for a van



column, and the gauge cluster from the van was modified to fit. A Vintage Air A/C system was installed and the truck was completely rewired. Interior fabrics and colors had been chosen and purchased

early on and the exterior colors had been matched to them. The stock dash was covered with a flat metal plate covered with Birch veneer and a padded vinyl roll was added to the top. ABS sheet was used to form a new headliner backing to replace the missing cardboard stock one. Power windows were installed, and all glass and rubber was replaced. New door panels fabbed from ABS replaced the metal stock covers. Sound deadening was applied throughout the cab. The seats, armrest/cup holder and belt harnesses were sourced from a late 90's Taurus and fitted into place. New visors were built and new armrest/door pulls were fabbed. Then everything was covered or reupholstered through Margie's magic touch to finish out the interior.



A special bed cover was fabbed from steel tubing and aluminum sheet that lifts up and back electrically on a parallelogram linkage so that it creates a shade for seating at a

car show as well as security for cargo.

Although we had owned the truck for three years by the time we finished, it actually represents about 1200 hours of work. We enjoyed the truck for several months, then in early June we took the truck back to where it came from, NorCal, and traded it to our friend Ed for his 55 Chevy 210 and a 67 Chevy Step side pickup. Ed finally got the truck he really wanted, and we got more projects to keep us busy. Just what we need!



# Tech Tips

BY STEVE FOWLER

## STAYING GROUNDED

I'll start out this month's tech article by telling a story on myself, so you can learn from my mistake. While still in school, I built a street-legal Corvair-powered "dune buggy", with a Chromoly tube frame and an aluminum skin. It was kind of ugly, but was real fast. I used stock Corvair suspension crossmembers front and rear, and to keep the battery close to the engine, I mounted it atop the rear crossmember just in front of the transaxle. I welded a pair of hold-down studs to the crossmember, and grounded the battery to one of the studs, then ran a short ground strap from the crossmember to the tranny, to which the starter was attached. For a long while, I had trouble getting it to crank like it should. After one session of cranking, I happened to grab the hold-down that the battery grounded through, and came away with "thread-mark" burns on my hand. My weld was not as good as it could be, and I had a high-resistance ground



circuit that limited the amps the starter was getting. A ground strap from the battery directly to the transaxle cured all those problems.

Proper grounding of your hot rod's electrical system is essential, and is often taken for granted. Over my years of teaching, whenever I've been presented with a bizarre set of symptoms that even remotely involved the electrical system, the ground circuit is the first thing I checked. With electricity, remember that it must make a "round trip"- what goes out must come back. All too often, the assumption is made that if the wiring is good, and

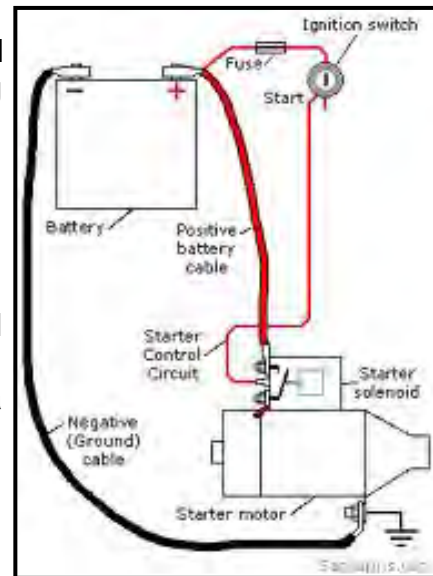
the connections clean and tight, the system will function as designed. The ground side is often overlooked.

Most of today's cars have computers, which live and die on electricity. To prevent issues, the manufacturers routinely equip their vehicles with redundant grounds, often 3 or 4: kind of a belt-and-suspenders approach. Often, hot-rodders fitting one of these engines into their rods use only a single ground to reduce the number of "unsightly wires" that are visible. Or they try to route them to some invisible location, and may end up with long ground paths that create problems.

Another issue that crops up is battery relocation. With a battery moved to the trunk, most (I hope) realize that a larger cable is needed to reduce losses. I like #1 or #0 welding cable. But just as important, the ground path is now much longer through a steel frame that is basically a lousy conductor. For best operation, a second cable should be run from the battery to the starter case.

Also, it's critical that the other electrical devices on the car ground well. There should be a ground strap from the battery to the frame and to the body, as well as to the engine. And if you happen to have a "glass" car or fiberglass parts, remember that a return path has to be provided for every electrical device attached to fiberglass. A ground wire with a screw will get you by on a steel car, but not on a glass one!

It truly is the little things that can drive you nuts. Take extra care with the ground half of your electrical system the next time you either wire up a car or try to sort out a problem. The stranger symptoms almost always come back to a basic problem that's been overlooked. It's much easier to do it right the first time at home, than to do it over in a hotel parking lot later! Happy Motoring— SF





# How are your AZ driving skills and knowledge of the AZ traffic laws?



# Car Driving!



## Pick the best answer

1) Give the right-of-way to any pedestrian who is:

- a) In a marked crosswalk
- b) In any crosswalk or intersection
- c) Crossing any street

2) If a fire vehicle is responding to an emergency, you must stay back:

- a) At least 200 ft
- b) At least 500 ft
- c) 3 – 6 seconds

3) To avoid glare from headlights of an approaching car:

- a) Keep looking briefly to the right of the road
- b) Stay focused on the center line of the road
- c) Flash your high beams


4) If you come upon a severe dust storm, you should:

- a) Slow and pull off the road
- b) Turn on your high beams
- c) Maintain your speed and don't change lanes

5) Right turn on red is permitted:

- a) Only where indicated by a sign
- b) Except where prohibited by a sign
- c) Only on a divided road

6) A sign with this shape means:



- a) Railroad crossing
- b) Warning
- c) Signal ahead

## ANSWERS:

- 1 - c
- 2 - b
- 3 - a
- 4 - a
- 5 - b
- 6 - b



Looking to sell parts OR Looking for parts!



1969 Buick Wildcat Convertible.

A real head turner! New top;

430 cid engine. 67,600 miles on it \$15000 OBO.

Contact Dwight Bare

480 620-4518 <mailto:tbare37@gmail.com>

Bring cash and take it for a ride!




1947 FORD COUPE

\$39,500

- \*MUSTANG FRONT END
- \*POWER STEERING
- \*FORD RACING ENGINE
- \*351 WINDSOR V-8
- \* AM/FM STEREO
- \*POWER BRAKES FRONT
- \*CUSTOM BRA
- \*FRENCH HEADLIGHTS
- \*C4 TRANSMISSION
- \* 5 AMERICAN WHEELS
- \*5 SINCERA TIRES
- \* TASTEFUL PINSTRIPES
- \*AIR CONDITIONED
- \*POWER STEERING
- \*DUAL SPOTLIGHTS
- \*2 VOLUME HISTORY
- \*WHITE INTERIOR - MATCHING TRUNK

\* INFO.....928-595-1980

[kkg1077@hotmail.com](mailto:kkg1077@hotmail.com)



Club member Steve Chlupsa, is looking for an enclosed car hauler. Preferably a 20 footer but would look at 16' to 24' ones as well. Please contact him if you have or know of one that is for sale. 480-297-2004



Set of 19" rims and high performance tires. Rear rims are 19x9.5 with 7 inch backspacing, fronts are 19x8 with 6 inch backspacing. Rims are chrome plated, and are Chevy pattern. Tires are Michelin Pilot Super Sport. Rears are 275/35ZR19, date code 2113, and are at 4/32 (still have a little life). Fronts are 235/35ZR19, date code 5913, and have 7/32 tread (less than half worn). Asking \$275.00 contact Steve Fowler 928-478-6676

**NOTE:** If you have sold or found what you are looking for please send me a e-mail to let me know, As new items come in, items at the bottom of the list will be removed to make room. If you want your item to continue, please let me know so I can relist it for you.

[margiefowler@suddenlink.net](mailto:margiefowler@suddenlink.net) **not the clubs e-mail!**



# Upcoming Car Shows

August **No Shows listed**

Christopher Creek Registration form included with the August Newsletter sending.

September

16- Christopher Creek Creek Days Car Show & Festival [Club Adventure](#)

October

6-7 Winslow 23rd Annual Just Cruis'n Car Show [Club Adventure](#)

14- Camp Verde 18th Annual Fort Verde Days Car Show

November

4- Cottonwood Classic Cars for Kids [Club Adventure](#)

[www.cruisearizona.com](http://www.cruisearizona.com)

[www.cruisinarizona.com/carshows.html](http://www.cruisinarizona.com/carshows.html)

If interested in going as a group, contact Sandi Gunderson to see if something can be arranged for a group caravan.

**If you know of any upcoming car shows that need to be listed.**

**Please let Margie know as soon as possible to add them to the list.**

## Directory Updates:

As we have new members and updates on those who are missing from the 2017 directory they will be added to the monthly newsletter. Please print out this page and cut and paste/glue it into your directory. It is sized to fit.

# Welcome New Members

If you have a line drawing for your picture it means I was not able to get a photo of you. Please send one to Margie Fowler



Willis,  
Dennis & Tonya  
480-266-7321



Muhr,  
Jim  
928-474-4530



Rowe,  
Dwight & Sharon  
310-986-9865



Cavallin,  
Bruce  
850-377-6500



Furr,  
Carter & J'Nita  
928-478-8596



Rang,  
Steve & Cindy  
602-432-6347



Bosque,,  
Jerry  
928-978-8727

Meeting Minutes & past Newsletters can be viewed on the clubs website:

<http://clubs.hemmings.com/rccac/>